



District Report Card: 2017


State: Jharkhand	District: Lohardaga
Class: 3	Subject: Language
Schools: 60	Students: 1072


Participation/Coverage


Students

GENDER 	Boys		Girls	
	Number	%	Number	%
	504	47.01	568	52.99

AREA 	Rural		Urban	
	Number	%	Number	%
	924	86.19	148	13.81

CATEGORY 	SC		ST		OBC		GEN	
	Number	%	Number	%	Number	%	Number	%
	36	3.36	666	62.13	357	33.30	13	1.21

CWSN 	LD	VI	HI	S&LD	ID	Oth
	13	2	3	4	2	1

Management 	Government		Government-aided	
	Number	%	Number	%
	995	92.82	77	7.18

Average Performance of Students in Language (%)

Overall	Gender		Area		Management		Social Group			
	Male	Female	Rural	Urban	Govt.	Aided	SC	ST	OBC	GEN
63.06	62.31	63.72	61.95	70.00	62.01	76.62	59.81	62.13	64.95	67.69

Performance on Learning Outcomes (LOs)

Learning Outcomes	Description	Average Performance(%)
L304	Reads small texts with comprehension i.e., identifies main ideas, details, sequence and draws conclusions	64.38
L312	Reads printed scripts on the classroom walls: poems, posters, charts etc.	60.43

Range of Performance of Students who Answered Correctly							
Below 30%		30% - 50%		50% - 75%		Above 75%	
Number	%	Number	%	Number	%	Number	%
108	10.07	209	19.50	388	36.19	367	34.24

Lowest Performing Learning Outcomes (LOs)

1 - Reads printed scripts on the classroom walls: poems, posters, charts etc. (60.43)

2 - Reads small texts with comprehension i.e., identifies main ideas, details, sequence and draws conclusions (64.38)